







## Surface codes explained

Code	Description	Photo Detail
PE	Perl- A subtle, burnished surface detail.	
BS	Bureau Structure- A pleasant mottled surface, which brings timeless style and durability to all environments, not just the office.	
SM	Silk Matt- A elegant semi-matt finish with a smooth silky touch.	
MG	Mirror Gloss- Industry leading, durable, resistant, colour fast and with a mirror like reflection, this texture sets new standards in gloss surfaces.	
NT	Natural- This texture is providing proof that matt surfaces in combination with smooth, high-grade optics, can make a resplendent appearance.	
HE	Heavy Embossed- A linear and lively wood grain texture with mat-gloss areas, giving depth and tactility for a dramatic effect.	
EE	Embossed Elm- Mat surface with a glossy synchronised Elm structure.	Image not available


Code

Description

Photo Detail

EO

Embossed Oak- mat surface with a glossy synchronised oak structure.




PW

Pure Wood- Inspired by the elegant finish of a finely sanded and varnished veneer this texture gives a silky matte finish exposing the subtle gloss of the wood-grain ticks. Its elegance makes it a perfect surface texture for any wood decor and adds distinction and a dimension of tactility and realism.



EH

Embossed Hemlock- Mat surface with a glossy synchronised Hemlock structure.



**CUTLIST**  
PRECISION PANEL CUTTING & EDGING